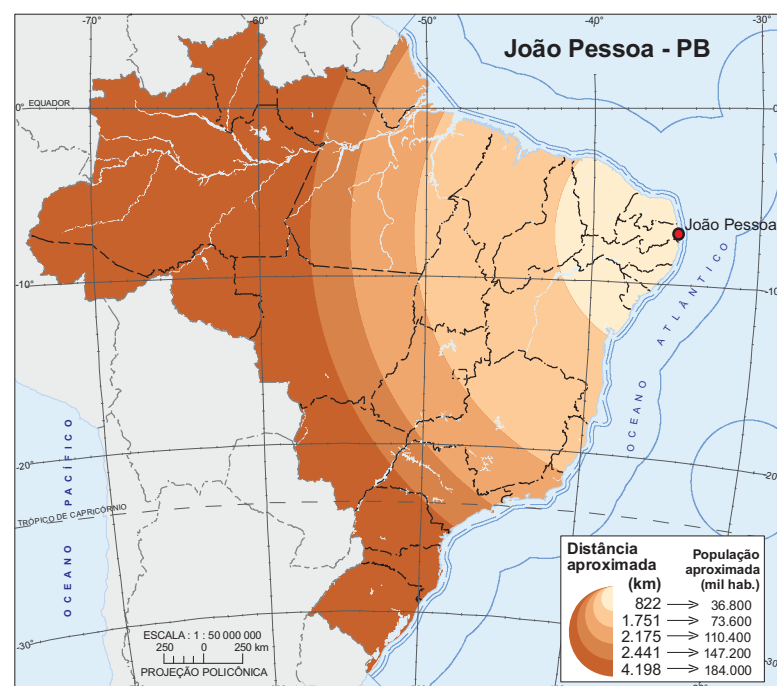
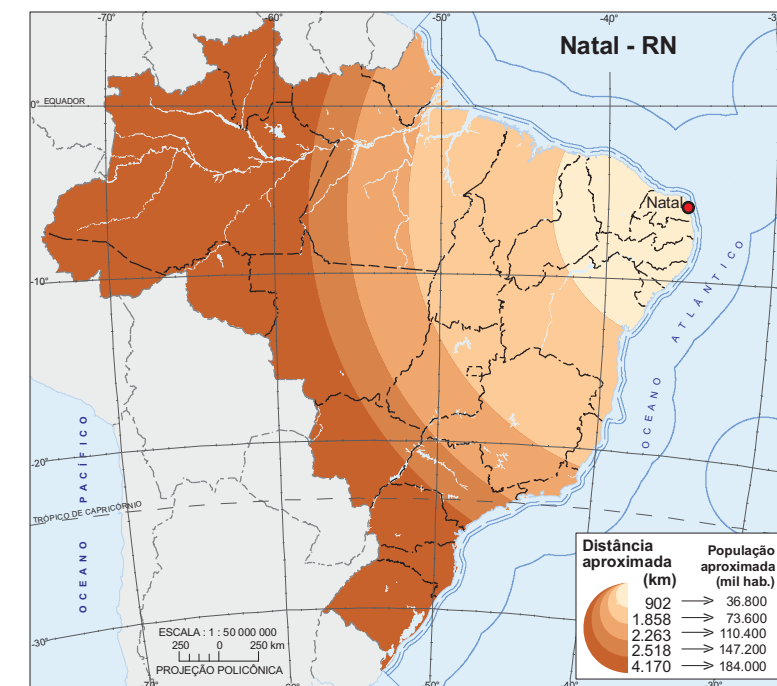
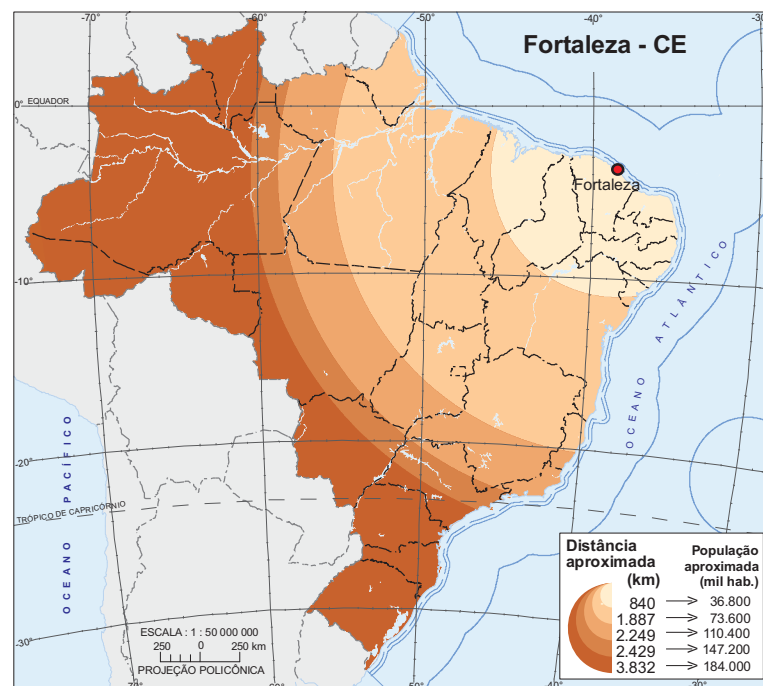
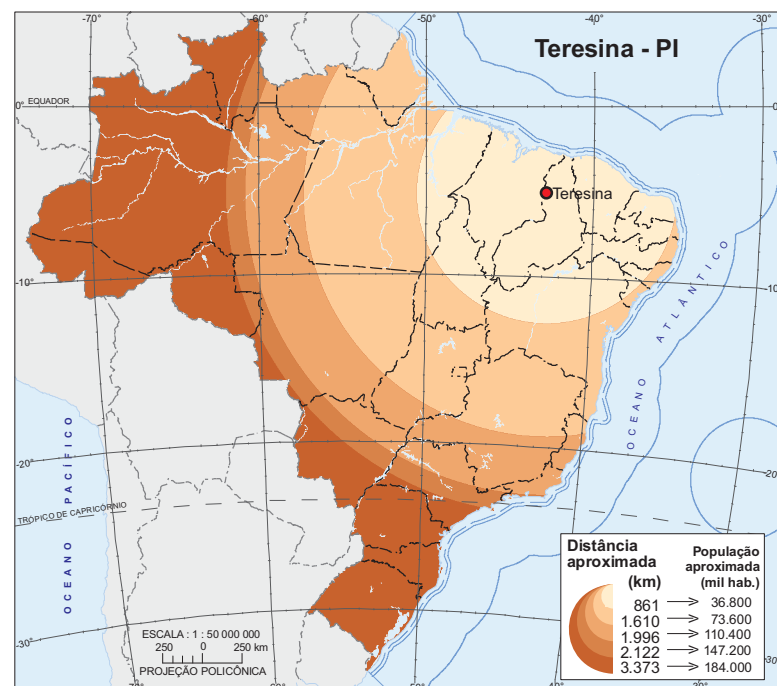
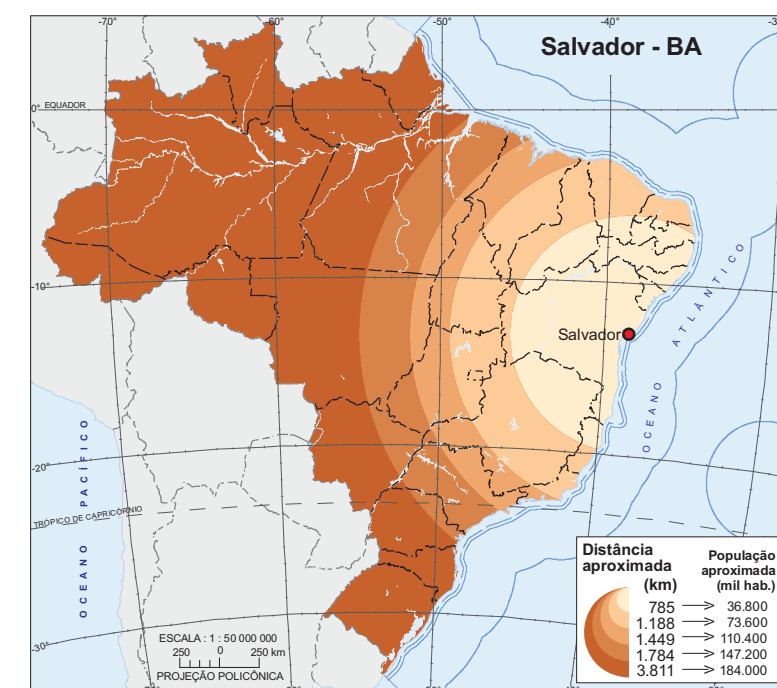
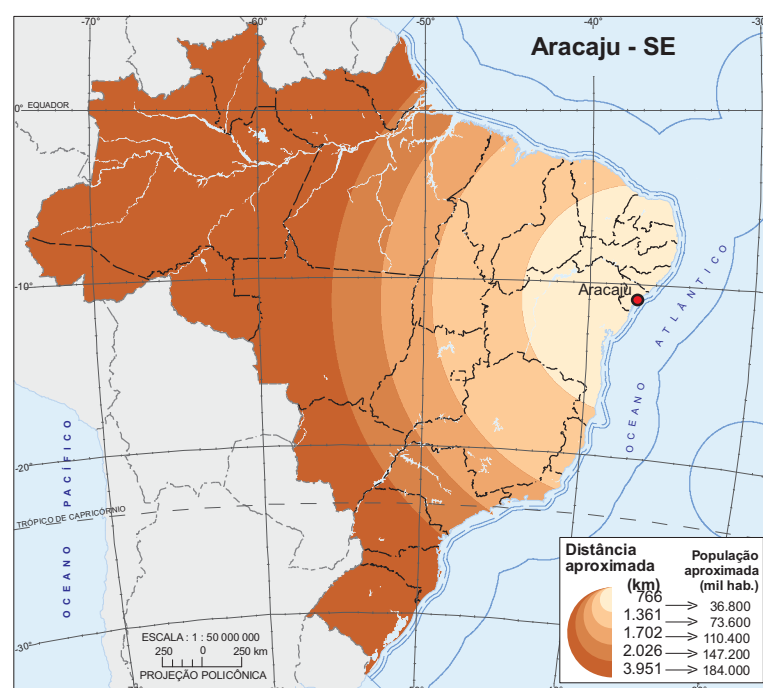
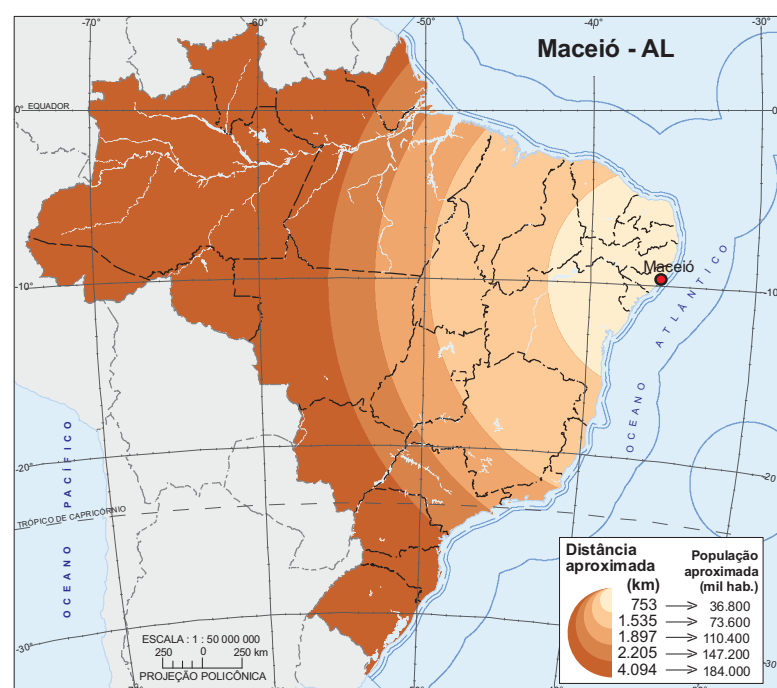
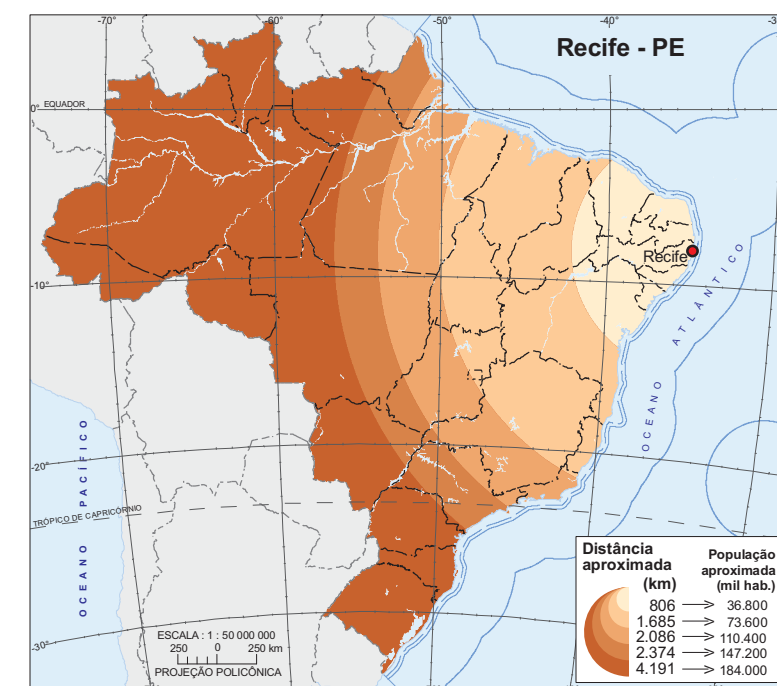


Distâncias às capitais estaduais - 2007



Municípios, segundo distâncias à capital

Capital	Distância (km)	Número de municípios	Capital	Distância (km)	Número de municípios
Aracaju	0 a 766	1 343	Natal	0 a 902	1 272
	766 a 1 361	1 249		902 a 1 858	1 298
	1 361 a 1 702	872		1 858 a 2 263	930
	1 702 a 2 026	639		2 263 a 2 518	554
Fortaleza	2 026 a 3 951	1 461	Recife	2 518 a 4 170	1 510
	0 a 840	1 339		0 a 806	1 163
	840 a 1 887	1 272		806 a 1 685	1 388
	1 887 a 2 249	925		1 685 a 2 086	909
João Pessoa	2 249 a 2 429	469	Salvador	2 086 a 2 374	598
	2 429 a 3 832	1 559		2 374 a 4 191	1 506
	0 a 822	1 171		0 a 785	1 361
	822 a 1 751	1 363		785 a 1 188	1 257
Maceió	1 751 a 2 175	952	Teresina	1 188 a 1 449	802
	2 175 a 2 441	566		1 449 a 1 784	673
	2 441 a 4 198	1 512		1 784 a 3 811	1 471
	0 a 753	1 213		0 a 861	1 484
	753 a 1 535	1 377		861 a 1 610	1 191
	1 535 a 1 897	870		1 610 a 1 996	1 090
	1 897 a 2 205	628		1 996 a 2 122	336
	2 205 a 4 094	1 476		2 122 a 3 373	1 463



Fonte: IBGE, Contagem da População 2007.  
Nota: Cada classe possui aproximadamente 36 800 000 habitantes.