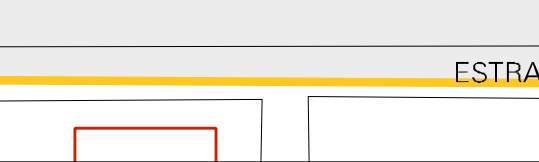
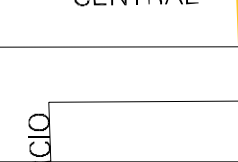


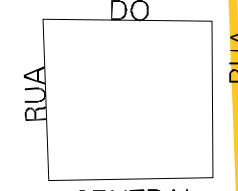
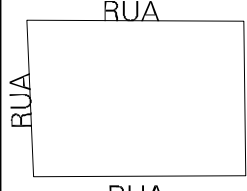



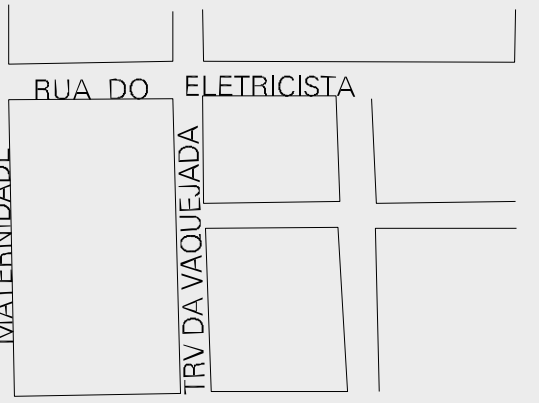
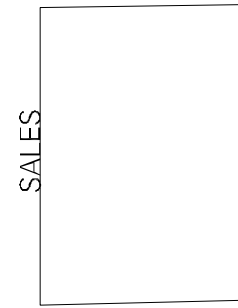
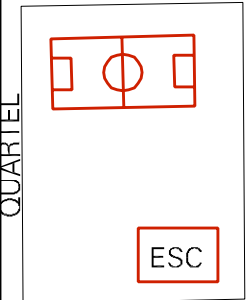


M - 4
PITOMBEIRA



ESTRADA PARA CRATO

BARREIRA



MUNICIPIO: 07307 - IPUBI
DISTRITO: 15 - SERROLÂNDIA
SUBDISTRITO: 00
SETOR: 0002 SITUACAO: 10

ESTADO DE PERNAMBUCO
MAPA DE SETOR URBANO - MSU
ESCALA: 1 : 1715

